

# TECHNICAL BULLETIN

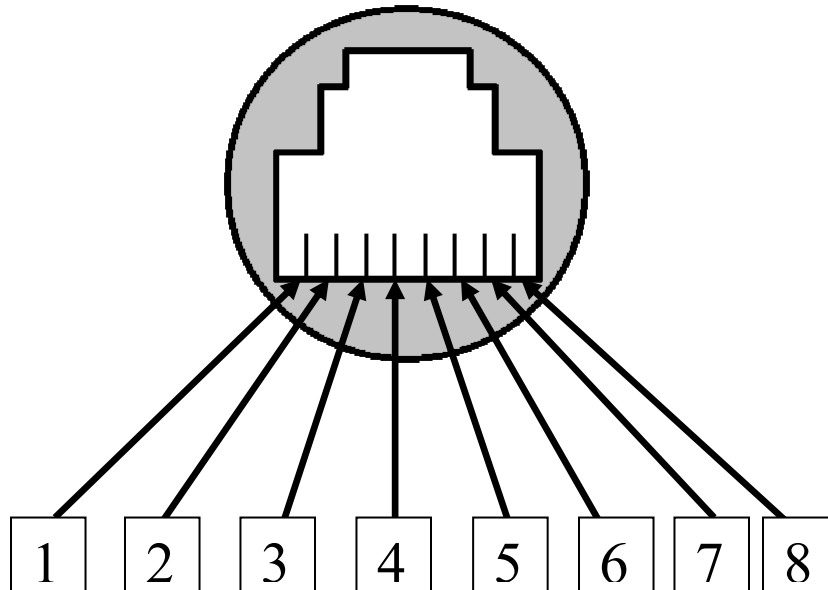
Title:	IP Camera RJ45 Pin Out				
Date:	06/11/2014	Version:	1.0	Pages	1
Product:	HNC Out				
Action Required:	Information only				

When installing cameras, in some situations the RJ-45 plug gets damaged or even cut. The wires connecting to the RJ-45 are not standard CAT-5/5e/6 color-coded.

Pro Series cameras and Value Series cameras have differently colored wires, so each camera has its own wiring diagram

To connect a new connector to the camera, please refer to the

**Figure 1** shows the diagram for **HNC Cameras**.



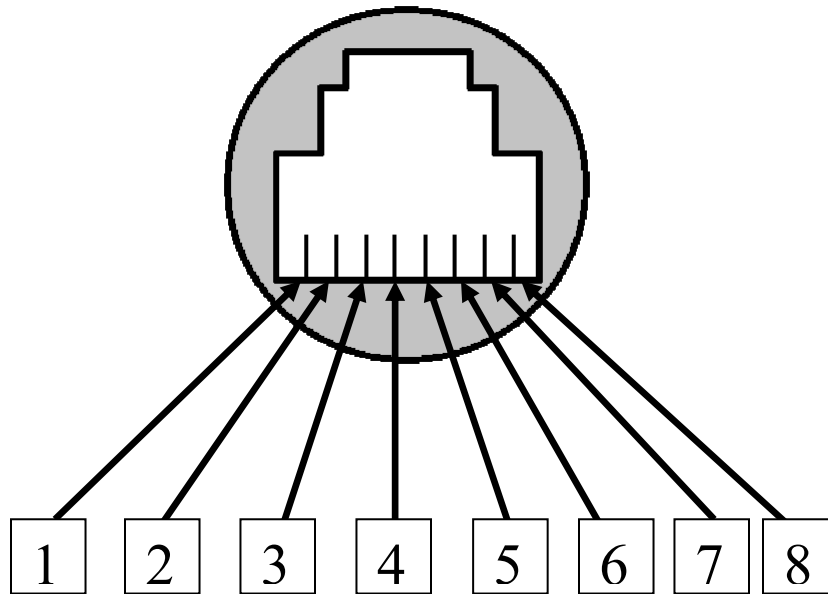
	Camera Wire Color	T568A	T568B
1	White		
2	Brown		
3	Blue		
4	Grey		
5	Purple		
6	Green		
7	Yellow		
8	Orange		

















# TECHNICAL BULLETIN

Title:	IP Camera RJ45 Pin Out				
Date:	06/11/2014	Version:	1.0	Pages	1
Product:	HNC In				
Action Required:	Information only				

**Figure 1**

**Figure 2** shows the diagram for **HNC Cameras**.



	Camera Wire Color	T568A	T568B
<b>1</b>	Purple		
<b>2</b>	Blue		
<b>3</b>	Orange		
<b>4</b>	Green		
<b>5</b>	Yellow		
<b>6</b>	Red		
<b>7</b>	Brown		
<b>8</b>	Black		

**Figure 2**